



# Theatre Virtual Learning

## Introduction to Theatre Design & Production Crafting a Character Costume

**Date: May 4, 2020**



Lesson: May 4, 2020

**Objective/Learning Target:**


The student will explore the role of a costume designer.

# Crafting a Character Costume

## Let's Get Started / Warm Up Activities:

Analyze the character/person in the picture. What would you assume about them based off what they are wearing?





# Lesson




Lesson Steps:

First, watch the video from the National Theatre: *Fifty Years of Costume*.

Then, reflect on the question:

Why is it important for a costume designer to help tell the story?




# Lesson: How does a costume designer help tell the story?

## Costume Designer's Goals:

1. Reflect the tone and style of play
2. Establish time and place
3. Establish character information
4. Aid the performer
5. Coordinate with the other designers
6. Reflect the director's vision






## Practice: Analyze the choices of a costume designer:



1. First, watch the scene from *THE GOONIES*
2. While you are watching, choose 2 characters and analyze the costumes
3. Think of the following questions:
  - a. How does the costume establish time period?
  - b. How does the costume establish time of year and/or place?
  - c. What does the costume immediately tell us about the character?



# RESOURCE: THE GOONIES CREW

